

Self Adjusting Slot Pattern For Harmonized And Assorted Using Hadoop Clusters

K.Revathi¹a.Prema²

1. M.Phil. Scholar, Department Of Computer Science,Raja doraisingam govt. arts college, Sivaganga.
 2. Assistant professor, Department Of Computer Science,Rajadoraisingam govt. arts college, Sivaganga
- Corresponding Author: K.Revathi

Abstract: The MapReduce structure and its open source performance, “Hadoop become the defacto platform for scalable analysis on large data sets in recent years”. One of the major concerns in Hadoop is how to minimize the termination length(i.e., makespan) of a set of MapReduce jobs. The current Hadoop only allows static slot pattern,i.e.,, fixed numbers of map slots and reduce slots throughout the lifetime of a cluster. On the other hand, we found that such a static constitution may lead to short system resource utilizations as well as long finishing point length. “Motivated by this, we propose simple and effective schemes which use the slot ratio between map and reduce tasks as a tunable knob for reducing the makespan of a given set”. “We skilled the here schemes in Hadoop V0.02.2 and evaluate them with representative MapReduce benchmark at Amazon EC2”. The tentative results express the usefulness and forcefulness of our schemes under both simple workloads and more difficult varied workloads.

Key Words:Big Data, Hadoop, Map-Reduce.

Date of Submission: 05-07-2018

Date of acceptance: 19-07-2018

I. Introduction

BIGDATA

“Big Data is a term used to illustrate a collection of data sets with the subsequent description: Vagueness, Validity, Valor, Value, Vane, Vanilla, Vantage, Variability, Variety, Varifocal, Varmint, Varnish, Vastness, Vaticination, Value, Veer, Veil, Velocity, Venue, Veracity, Verdict, Versed, Versioncontrol, Vet, Vexed, Viability, Vibrant, Viral, Virtuosity, Victual, Viscosity, Visibility, Visualization, Vivify, Vocabulary, Vogue, voice, Volatility, Volume, Voodoo, Voyage, Vulpine.

When Big Data is meritoriously captured, handled and analyzed , companies are able to increase a more complete accepting of their business, customers, products competitors etc,which can lead to efficient improvements , increased sales ,lower costs ,better customer service and improved products and services.

Using information Technology(IT)logs to improve IT troubleshooting and security breach detection,speed,effectiveness, and future occurrence prevention.

Use of financial market transaction information to more quickly assess risk and take corrective action.



Figure 1. 42 V's of Big Data

Big Data has become the new frontier of information management given the amount of data today's systems are generating and consuming. It has focused the need for technological transportation and tools that can capture, store, analyse and visualize vast amount of disparate structured and unstructured data. These data are being generated at increasing volumes from data intensive technologies including, but not limited to use of the Internet for activities such as accesses to information, social networking, Mobile computing and commerce. Corporations and governments have begun to recognize that there are unexploited opportunities to improve their enterprises that can be discovered from these data.

BIG DATA ANALYTICS

The term "Analytics" refers to the logic and algorithms, both deduction and inference, performed on BD to derive value, insights and knowledge from it. Analytical methods such as data mining, natural language processing, artificial intelligence and predictive analytics are employed to analyze, contextualize and visualize the data. These computerized analytical methods recognize inherent patterns, correlations and anomalies which are discovered as a result of integrating vast amounts of data from different datasets. Together, the term Big Data Analytics represents, across all industries, new data-driven insights which are begun used for competitive advantage over peer organizations to more effectively market products and services to targeted consumers. Examples include real time purchasing patterns and recommendations back to consumers, and gaining better understandings and insights into consumer preferences and perspectives through affinity to certain social groups.

The origin of BDA comes from web-based search engines such as Google and Yahoo, the popularity of social media and social networking services such as Facebook and Twitter, and data-generating sensors, telehealth and mobile devices. All have increased and generated new accessible storage priced by the gigabyte-month and computing cycles priced by the CPU-hour. Just as few organization operate their own power plant, we can predict an era where data storage and computing become utilities that are universally available.

BIG DATA ANALYTICS IN CLOUD ENVIRONMENT

Most commercial enterprise face important challenges in fully leveraging their data. Frequently data is protected away in multiple databases and processing systems throughout the scheme, and the questions customers and analyst ask require an collective view of all data, sometimes calculation hundreds of terabytes.

Cerri et al proposed 'knowledge in the cloud in place of data in the cloud' to support collaborative tasks which are computationally intensive and facilitate distributed assorted knowledge. This is termed as "Utility Computing" derived from required data in and out of Cloud the utilities like electricity, gas for which we only pay for what we use from a shared resource. With the growing interest in cloud, analytics is a challenging task. In general, Business Intelligence applications such as image processing, web searches, understanding customers and their buying habits, supply chains and ranking and Bio-informatics (e.g. gene structure prediction) are data intensive applications, Cloud can be a perfect match for handling such analytical services. For example, Google's MapReduce can be leveraged for analytics as it intelligently chunks the data into smaller storage units and distributes the computation among low-cost processing units. Several research teams have started working on creating Analytic frameworks and engines which help them provide Analytics as a service. For example, Zementis launched the ADAPA predictive analytics decision engine on Amazon EC2, allowing its users to deploy, integrate, and execute statistical scoring models like neural network, support vector machine (SVM), decision tree, and various regression models.

Cloud technology combine the best practice of virtualization, grid computing, utility computing, and web technologies. The result is a knowledge that inherits the quickness of virtualization, the scalability of grid computing, and simplicity of Web 2.0. Cloud compute is an evolutionary step in computing that unify the possessions of many computers to purpose as one unit, allow the structure of massively scalable that can take in and store data and opportunities for new insight on customer behaviours and trends. While BDA frameworks have been in operation since 2005, they have just recently moved into other industries and sectors including financial service firms and banks, online retailers and health care.

BIG DATA COMPUTING

The growing significance of big-data computing systems from advances in many different technologies.

Sensors: Digital data are being generated by a lot of transformed sources together with digital descriptions (telescopes, video cameras, MRI machine, chemical and biological) and even the millions of individuals and organizations generating web pages. **Computer networks:** Data from the many dissimilar sources can be composed into massive data sets by way of localize sensor networks, as well as the Internet.

Data storage: Advances in magnetic disk capability have extensively decline the cost of store data. For example : One terabyte disk drive holding one trillion bytes of data expenses around \$100. As a reference, it

is estimated that if all of the text in all of the books in the Library of Congress could be converted to digital form, it would add up to only around 20 terabytes.

KEY TECHNOLOGIES FOR EXTRACTING BUSINESS VALUE FROM BIG DATA

Storage and processing technologies have been designed specifically for large data volumes. Computing models such as parallel processing, clustering, virtualization, grid environments and cloud computing, coupled with high-speed connectivity, have redefined what is possible. Here are three key technologies that can help you get a handle on Big Data-and even more importantly, extract meaningful business value from it.

Information management for Big data : Manage data has a strategy,core asset, with ongoing process control for Big Data analytics high performance analytics for Big Data: gain rapid insights from Big Data and the ability to solve increasingly complex problems using more data. Big data will also intensify the need for data quality and governance , embedding analytics into operational systems,and for issue security , privacy and regularity complaints. Everything that was problematic before will just grow larger. Unified data management capabilities including data governance, data integration, data quality and meta data management. Complete analytics management, including model management, model deployment, monitoring and governance of analytics information asset.

II. Literature Review:

J.Dean and S.Ghemawat described MapReduce is a programming model and an related execution for dispensation and generating large datasets that is amenable to a broad variety of real-world tasks^[5]. The essential runtime system automatically parallelizes the computation across large-scale group of machines, handles machine failures, and schedules inter-machine statement to make competent use of the network and disks. Hadoop is a programming framework used to support the processing of huge data sets in a scattered computing environment.

MikinK.Dagli et al describes the concept of Big data and Hadoopimplementation for processing and generating large data sets with a parallel,distributed algorithm on a cluter.MapReduce programming model has been successfully used at Google for many different purposes,success of Mapreduce is based on various reasons[8][9][11].

M.Zaharia, D.Borthakur, J.S.Sarma, J.Polo,C.Castillo et al., are described a simple technique for achieving locality and fairness in cluster scheduling, as organizations start to use data-intensive cluster computing systems like Hadoop and Dryad for more application, there is a increasing necessitate to share clusters between users.[20][3][12][19].However there is a conflict between fairness in scheduling and data locality(placing tasks on notes that contain their input data). We demonstrate this problem through our occurrence designing a fair scheduler for a 600-node Hadoop cluster at Facebook. To address the conflict between locality and fairness,we propose a simple algorithm called delay scheduling[2][10].

A.verma, L.Cherkasova, and R.H. Campbell are also described the Large-scale MapReduce cluster that normally process petabytes of unstructured and semi structure data represent a new unit in the altering scenery of clouds. A key challenge is to increase theutilization of these MapReduce jobs with no dependencies[15][14]. Our goal is to automate the design of a job schedule that minimizes the completion time of such a set of MapReduce jobs.

M.Isard, Vijayan Prabhakaran, J.Currey, S.Agarwal, S.Seth et al., says that the Quincy fair scheduling for distributed computing clusters. This paper addresses the problem of arrangement simultaneous jobs on clusters where relevance data is stored on the computing nodes. This setting, in which research calculation close to their data is vital for presentation, is increasingly frequent and arise in systems such as Map Reduce, Hadoop, and Dryad as well as numerous grid-computing environment[13][14]. We establish a powerful and flexible new structure for scheduling simultaneous dispersed jobs with fine-grain resource sharing. We evaluate Quincy against an existing queue-based algorithm and execute several policies for each scheduler, with and without equality constraints [6][5][12].

X.W. Wang, J.Zhang, H.M. Liao, M.zaharia, are described MapReduce and Hadoop represent an economically compiling alternative for efficient large-scale data processing and advanced analytic in the enterprise. A key test in united MapReduce clusters is the ability to involuntarily alter and manage resource allocations to different applications for achieve the presentation goals[17][12]. Presently, there is no job scheduler for MapReduce environment that given a job accomplishment deadline could allocate the suitable amount of resources to the job so that it meets the require Services Level Objectives(SLO)[7][9]. In this work, we purpose a framework called ARIA, to address this problem. It comprises of three inter-related components.

First , for a production job that is routinely executed on a new data set, we built a job profile that compactly summarize critical performance characteristic of the underlining application during the Map and Reduce stages[13][11]. Second we design Map Reduce performance model that for a given job(with a known profile)

and it's SLO(Soft Deadline),estimates the amount of resources required for job completion with in the deadline. Finally we execute a novel SLO-based scheduler in Hadoop determine job ordering and the quantity of resources to allocate for meeting the job deadlines[18].

We validate our approach using a set of realistic applications. The new scheduler effectively meets the jobs SLOs until the job demands exceed the cluster resources. The result of the wide-ranging replication study are validated through detail experiment on a 66-node Hadoop Cluster.

III. Proposed System

This paper aims of developing algorithms for adjusting a basic system parameters with the goal to improve the performance (i.e.,reduce the makespan) of a batch of MapReduce jobs. In this work we proposed and implement a new mechanism to allocate slots for map and reduce tasks. The primary goal of the new mechanism is to improve the completion time (i.e., the makespan) of a batch of Mapreduce jobs while retain the simplicity in implementation and management of the slot-based Hadoop design. The key thought of this new method, named TuMM, is to computerize the slot task ratio between map and reduce tasks in a cluster as a tunable knob for reducing the makespan of MapReduce jobs.

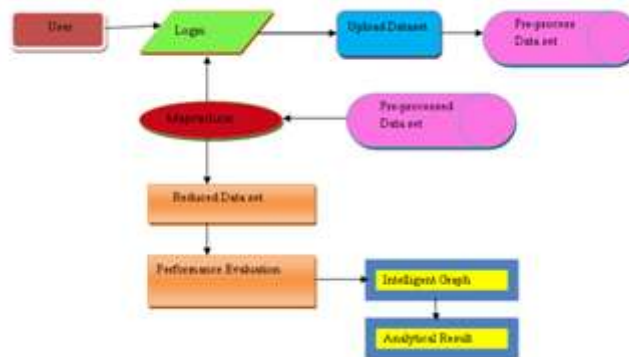


Figure-2 Methodology for proposed work

The Workload Monitor(WM) and the Slot Assigner(SA) are the two major components introduced bby TuMM. The WM that resides in the Job Tracker periodically collects the execution time information of recently finished tasks and estimates the present map and reduce workloads in the cluster. The SA module takes the estimation to decide and adjust the slot ratio between map and reduce tasks for slave node.

The following screens shows to Initialize Hadoop Clusters:



Figure-3 Initialize Hadoop Cluster

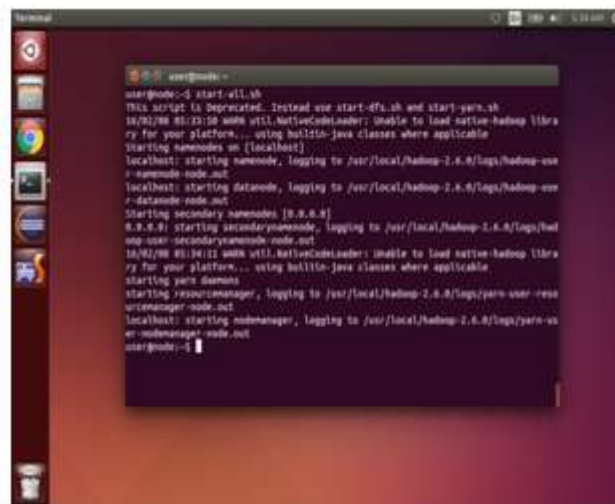
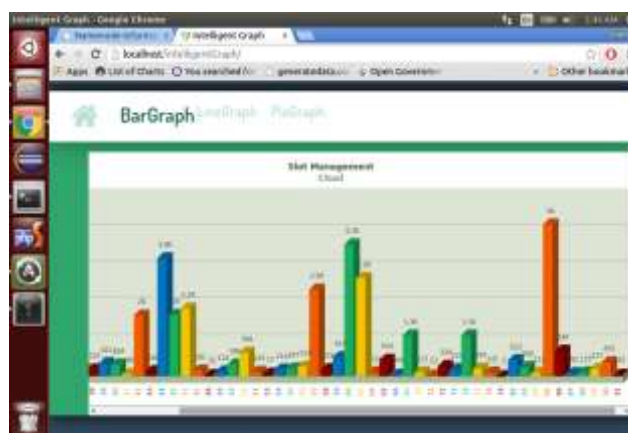


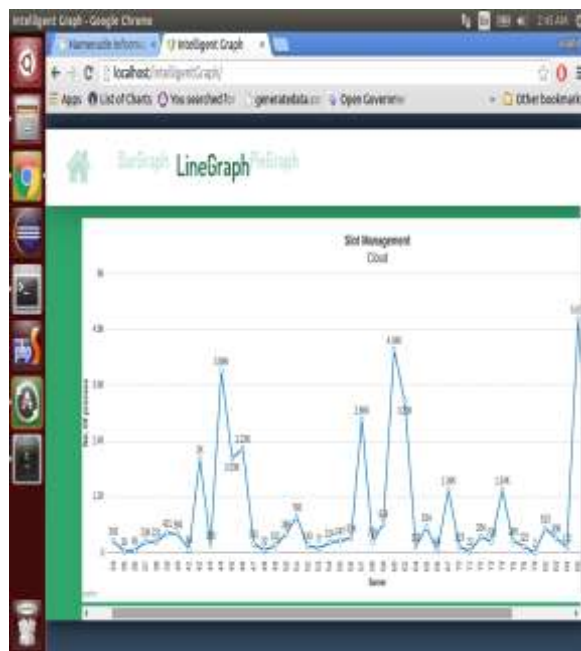
Figure 4 : Map Reduce process



Figure 5 : Name node information

The following pictures shows the slot patterns





With TuMM, the map and reduce phases of jobs could be better pipelined under priority based schedulers, and thus the makespan is reduced.

IV. Conclusion

This paper presented a novel slot management scheme, named TuMM, to enable dynamic slot patterns in Hadoop. The main objective of TuMM is to improve resource utilization and reduce the makespan of multiple jobs. To meet this goal, the presented scheme introduces two main components: Workload Monitor periodically tracks the execution information of recently completed tasks and estimates the present workloads of map and reduce tasks and Slot Assigner dynamically allocates the slots to map and reduce tasks by leveraging the estimated workload information. We further extended our scheme to manage resources(slots) for heterogeneous clusters. The new version of our scheme, named H TuMM, reduces the makespan of multiple jobs by separately setting the slot assignments for the node in a heterogeneous clusters.

References

- [1]. S.Agarwal, V.K.Vavilapalli, A.C.Murthy, C.Douglas, M.Konar, R.Evans, T.Graves, et al. "Apache hadoop yarn: Yet another resource negotiator," in proceedings of the 4th annual Symposium on Cloud Computing. ACM,2013,p.5.
- [2]. ApacheHadoop.[Online].Available://hadoop.apache.org
- [3]. C.Castillo,D.Carrera, J.Polo et al., "Resource-aware adaptive scheduling for mapreduce clusters," in proceedings of the 12th ACM/IFIP/USENIX international conference on middleware,2011.
- [4]. Capacityscheduler.[Online].Available:http://hadoop.apache.
- [5]. J.Dean and S.Ghemawat,"MapReduce: simplified data processing on large clusters," communications of the ACM,vol.no1,pp.107-113,2008.
- [6]. M.Isard, Vijayan prabhakaran, J.Currey et al., "Quincy: fair scheduling for distributed computing clusters,"in SOSP'0,2009,PP.261-276.
- [7]. S.M.Johnson,"Optimal two and three stage production schedules with setup times included,"Naval Research logistics Quarterly,vol.1,no.1,pp.61-68,1954.
- [8]. MikinK.Dagli ,BrijeshB.Mehta , " Big Data and Hadoop:A Review " In IJARES , ISSN:2347-9337 , Volume:2 , Issue:2 , P.No:192 , Feb-2014.
- [9]. Mohammad Wazid ,Katal , RH.Goudar , " Big Data : Issues , Challenges , Tools and Good Practices , IEEE 978-1-4799-0192-0/28,May 2014.
- [10]. J.Polo, D.Carrera, Y.Becerra et al., "Performance-driven task co scheduling for mapreduce environments," in NOMS'10,2010.
- [11]. L.T.Phan, ZZhang, Q.Zheng, B.T.Loo, and I.Lee,"An empirical analysis of scheduling techniques for real- time cloud cloud-based data processing," in Service-Oriented Computing and Applications(SOCA), 2011IEEE International Conference on. IEEE, 2011,pp.1-8.
- [12]. B. Sharma, R. Prabhakar, S.H.Lim et al., "Mrorchestrator: A fine-grained resource orchestration framework for mapreduce clusters," in CLOUD'12,2012.
- [13]. Tpc-h benchmark on pig.[Online].Available: http://issues.apache.org/jira/browse/PIG-2397
- [14]. A.Verma, L.Cherkasova , and R.H.Campbell,"Two sides of a coin: Optimizing the schedule of MapReduce jobs to minimize their makespan and improve cluster performance,"in MASCOTS' 12,Aug 2012.
- [15]. A.Verma,Ludmila Cherkasova, and R.H.Cambell,"Aria:Automatic resource inference and allocation for MapReduce environments,"in ICAC'11,2011,pp.235-244.
- [16]. M.S VibhVarichavan ,Prof Rajesh.N.Phursule, Survey paper on BigData, International journal of computerScience and InformationTechnologies vol 5,Issue 6, ISSN :7932-7939,2014

- [17]. X.W.Wang,J.Zhang,H.M.Liao, and L.Zha,"Dynamic split model of resource utilization in mapreduce," in DataCloud-SC'11,2011.
- [18]. Y. Yao, j. Wang, B. Sheng , J.Lin, "Haste: Hadoop yarn scheduling based on task-dependency and resource-demand," in IEEE International Conference on Cloud Computing,2014.
- [19]. M.Zaharia, D. Borthakur, JS Sarma et al., "Job scheduling for multi-user mapreduce clusters,"University of California, Berkeley, Tech.Rep.,Apr.2009.
- [20]. M.Zaharia, D.Borthakur, J.S.Sarma et al.,"Delay scheduling: A simple technique for achieving locality and fairness in cluster scheduling,"in EuroSys' 10,2010.

K.Revathi"Self Adjusting Slot Pattern For Harmonized And Assorted Using Hadoop Clusters
"International Journal of Engineering Science Invention (IJESI), vol. 07, no. 07, 2018, pp 32-38