

## Analytical solution for Transient MHD flow through a Darcian porous regime in a Rotating System

<sup>1</sup>Hamida Khatun, <sup>¥</sup>Sahin Ahmed

<sup>1</sup>Department of Mathematics, South Salmara College, Dhubri-783127, Assam, India,

<sup>2</sup>Department of Mathematics, Rajiv Gandhi Central University, Rono Hills, Itanagar, Arunachal Pradesh-791112, India,

---

**Abstract:** A rotating model is developed for a two-dimensional, unsteady, incompressible electrically conducting, laminar free convection boundary layer flow of heat and mass transport in a saturated porous medium, bounded by an infinite vertical porous surface in presence of an applied transverse magnetic field. The porous plane surface and the porous medium are assumed to rotate in a solid body rotation. The vertical surface is subjected to uniform constant suction perpendicular to it and the temperature at this surface fluctuates in time about a non-zero constant mean. The basic equations governing the flow are in the form of partial differential equations and have been reduced to a set of non-linear ordinary differential equations by applying suitable similarity transformations. The problem is tackled analytically using classical perturbation technique. Pertinent results with respect to embedded parameters are displayed through graphically and tables for the velocity, concentration and skin friction profiles and were discussed quantitatively. Applications to the flows of fluids through porous medium bounded by rotating porous systems find many industrial applications particularly in the fields of centrifugation, filtration and purification processes.

**Keywords:** Coriolis and magnetic forces; Mass transport; free convection; porous medium; rotating system.

**Mathematics Subject classification:** 76(D, W05, 80A32, M45).

---

### NOMENCLATURE

|                                     |   |
|-------------------------------------|---|
| $u, v, w$                           | velocity components in x, y and z directions respectively [ $\text{ms}^{-1}$ ]                |
| $w_0 (>0)$                          | constant suction velocity of the liquid through the porous plane surface [ $\text{ms}^{-1}$ ] |
| $Z$                                 | normal direction of vertical porous plane surface [m]   |
| $Z^*$                               | dimensional normal distance [m]   |
| $C^*$                               | dimensional species concentration [-]   |
| $C_p$                               | specific heat at constant pressure [ $\text{J Kg}^{-1}\text{K}^{-1}$ ]                        |
| $D$                                 | chemical molecular diffusivity [ $\text{m}^2\text{s}^{-1}$ ]                                  |
| $g$                                 | acceleration due to gravity [ $\text{ms}^{-2}$ ]  |
| $Gm$                                | modified Grashof number [-]   |
| $Gr$                                | Grashof number [-]  |
| $M$                                 | Hartmann number (magnetic parameter) [-]  |
| $K$                                 | permeability of the porous medium [ $\text{m}^2$ ]  |
| $K^*$                               | permeability parameter [-]  |
| $Pr$                                | Prandlt number [-]  |
| $p$                                 | pressure [mmHg]   |
| $\Omega$                            | rotation parameter [-]  |
| $Sc$                                | Schmidt number [-]  |
| $\theta$                            | temperature [K]   |
| $T^*$                               | dimensional temperature   |
| $t$                                 | time [S]  |
| $t^*$                               | dimensional time  |
| $U^*$                               | dimensional velocity  |
| <b>Greek symbols</b>                |   |
| $\beta$                             | volumetric coefficient of thermal expansion [ $\text{K}^{-1}$ ]                               |
| $\beta^*$                           | volumetric coefficient of expansion with concentration [ $\text{Kg}^{-1}$ ]                   |
| $\varepsilon (0 < \varepsilon < 1)$ | a constant [-]  |
| $\kappa$                            | thermal conductivity, [ $\text{J.m}^{-1}\text{s}^{-1}\text{K}^{-1}$ ]                         |

---

<sup>¥</sup> Corresponding Author. Email: sahin.ahmed@rgu.ac.in

|            |  |
|------------|--|
| $\nu$      | kinematic viscosity [ $\text{m}^2\text{s}^{-1}$ ]                        |
| $\rho$     | density [ $\text{Kg m}^{-3}$ ]   |
| $\phi$     | species concentration [ $\text{Kg}$ ]                                    |
| $\omega$   | frequency of oscillation of the plate temperature, [ $\text{s}^{-1}$ ]   |
| $\omega^*$ | dimensionless frequency  |
| $\Omega^*$ | angular velocity of the rotating frame of reference, [ $\text{s}^{-1}$ ] |

**Superscript**

$U'$  derivative of  $U$  with respect to  $z$

**Subscripts**

$w$  conditions on the porous plane surface

$\infty$  conditions away from the porous plane surface

**I. Introduction**

The study of flow problems, which involve the interaction of several phenomena, has a wide range of applications in the field of science and technology. One such study is related to the effects of MHD free convection flow, which plays an important role in agriculture, engineering and petroleum industries. The problem of free convection under the influence of magnetic field has attracted the interest of many researchers in view of its application in geophysics and astrophysics. In view of these applications, Eckert and Drake (1972) have done pioneering work on heat and mass transfer. Elbashbeshy (1997) studied heat and mass transfer along a vertical plate under the combined buoyancy effects of thermal and species diffusion, in the presence of the magnetic field. Helmy (1998) presented the effects of magnetic field for an unsteady free convective flow past a vertical porous plate. Soundalgekar (1982) analyzed the problem of free convection effects on flow past a vertical uniformly accelerated vertical plate under the action of transversely applied magnetic field with mass transfer. Kim (2000) investigated unsteady MHD convective heat transfer past a semi-infinite vertical porous moving plate with variable suction by assuming that the free stream velocity follows the exponentially increasing small perturbation law. The analytical solution of heat and mass transfer on the free convective flow of a viscous incompressible fluid past an infinite vertical porous plate in presence of transverse sinusoidal suction velocity and a constant free stream velocity was presented by Ahmed (2009). Also, Ahmed and Liu (2010) analyzed the effects of mixed convection and mass transfer of three-dimensional oscillatory flow of a viscous incompressible fluid past an infinite vertical porous plate in presence of transverse sinusoidal suction velocity oscillating with time and a constant free stream velocity by use of classical perturbation technique.

Convective heat/mass transfer flow in a saturated porous medium has gained growing interest. This fact has been motivated by its importance in many engineering applications such as building thermal insulation, geothermal systems, food processing and grain storage, solar power collectors, contaminant transport in groundwater, casting in manufacturing processes, drying processes, nuclear waste, just to name a few. A theoretical and experimental work on this subject can be found in the recent monographs by Ingham and Pop (1998) and Nield and Bejan (1998). Suction/blowing on convective heat transfer over a vertical permeable surface embedded in a porous medium was analyzed by Cheng (1977). In that work an application to warm water discharge along the well or fissure to an aquifer of infinite extent is discussed. Kim and Vafai (1989) have analyzed the buoyancy driven flow about a vertical plate for constant wall temperature and heat flux. Raptis and Singh (1985) studied flow past an impulsively started vertical plate in a porous medium by a finite difference method. Ahmed (1983) investigated the effect of transverse periodic permeability oscillating with time on the heat transfer flow of a viscous incompressible fluid through a highly porous medium bounded by an infinite vertical porous plate, by means of series solution method. Raptis (1985) analyzed the unsteady flow through a porous medium bounded by an infinite porous plate subjected to a constant suction and variable temperature. Raptis and Perdakis (2008) further studied the problem of free convective flow through a porous medium bounded by a vertical porous plate with constant suction when the free stream velocity oscillates in time about a constant mean value. Ahmed (2010) studied the effect of transverse periodic permeability oscillating with time on the free convective heat transfer flow of a viscous incompressible fluid through a highly porous medium bounded by an infinite vertical porous plate subjected to a periodic suction velocity.

Rotating flow of electrically conducting viscous incompressible fluids has gained considerable attention because of its numerous applications in physics and engineering which are directly governed by the action of Coriolis and magnetic forces. In geophysics it is applied to measure and study the positions and velocities with respect to a fixed frame of reference on the surface of earth which rotate with respect to an inertial frame in the presence of its magnetic field. In the recent years a number of studies have appeared in the literature involving rotation to a greater or lesser extent viz. Gupta (1972a), Jana and Datta (1977), Singh [2000,1999]. Injection/suction effects have also been studied extensively for horizontal porous plate in rotating frame of references by Ganapathy (1994), Mazumder (1991), Mazumder et al. (1976), Soundalgekar and Pop (2005) for different physical situation. Singh and Sharma (2001) studied the effect of the permeability of the

porous medium on the three dimensional Couette flow and heat transfer. Recently, Ahmed and Joaquin (2011) investigated the effects of Hall current, magnetic field, rotation of the channel and suction-injection on the oscillatory free convective MHD flow in a rotating vertical porous channel when the entire system rotates about an axis normal to the channel plates and a strong magnetic field of uniform strength is applied along the axis of rotation.

In the present paper an attempt has been made to study the effects of the permeability of the porous medium and rotation of the system on the free convective heat and mass transfer flow through a highly porous medium when the temperature of the surface varies with time about a non-zero constant mean and the temperature at the free stream is constant. The entire system rotates about an axis perpendicular to the planes of the plates. Such flows are very important in geophysical and astrophysical problems.

## II. Mathematical Formulation

The unsteady flow model of a viscous incompressible fluid through a porous medium occupying a semi-infinite region of the space bounded by a vertical infinite porous surface in a rotating system under the action of a uniform magnetic field applied normal to the direction of flow has been analyzed. The temperature of the surface varies with time about a non-zero constant mean and the temperature at the free stream is constant. The porous medium is, in fact, a non-homogenous medium which may be replaced by a homogenous fluid having dynamical properties equal to those of a non-homogenous continuum. Also, we assume that the fluid properties are not affected by the temperature and concentration differences except by the density  $\rho$  in the body force term; the influence of the density variations in the momentum and energy equations is negligible.

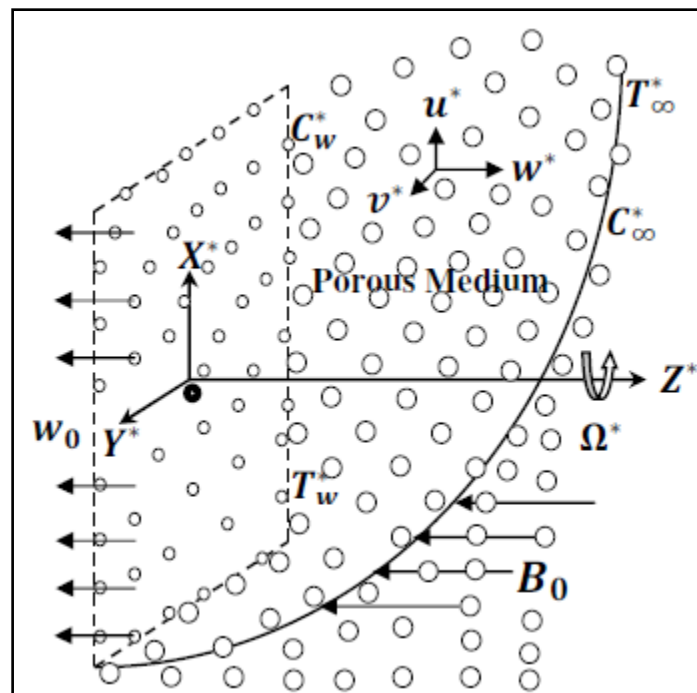


Fig. 1: Sketch of the physical problem

The vertical infinite porous plate rotates in unison with a viscous fluid occupying the porous region with the constant angular velocity  $\Omega^*$  about an axis which is perpendicular to the vertical plane surface. The Cartesian coordinate system is chosen such that  $X^*$ ,  $Y^*$  axes respectively are in the vertical upward and perpendicular directions on the plane of the vertical porous surface  $z = 0$  while  $Z^*$ -axis is normal to it as shown in Fig. 1 with the above frame of reference and assumptions, the physical variables, except the pressure  $p$ , are functions of  $z$  and time  $t$  only. Consequently, the equations expressing the conservation of mass, momentum and energy and the equation of mass transfer, neglecting the heat due to viscous dissipation which is valid for small velocities, are given by

$$\frac{\partial W^*}{\partial z^*} = 0 \quad (1)$$

$$\frac{\partial u^*}{\partial t^*} + W^* \frac{\partial u^*}{\partial z^*} - 2\Omega^* v^* = g\beta(T^* - T_\infty^*) + g\beta^*(C^* - C_\infty^*) + v \frac{\partial^2 u^*}{\partial z^{*2}} - \frac{v}{K^*} u^* - \frac{\sigma B_0^2 u^*}{\rho} \quad (2)$$

$$\frac{\partial v^*}{\partial t^*} + W^* \frac{\partial v^*}{\partial z^*} + 2\Omega^* u^* = v \frac{\partial^2 v^*}{\partial z^{*2}} - \frac{v}{K^*} v^* - \frac{\sigma B_0^2 v^*}{\rho} \quad (3)$$

$$0 = -\frac{1}{\rho} \frac{\partial p^*}{\partial z^*} - \frac{v}{K^*} W^* \quad (4)$$

$$\frac{\partial T^*}{\partial t^*} + W^* \frac{\partial T^*}{\partial z^*} = \frac{k}{\rho C_p} \frac{\partial^2 T^*}{\partial z^{*2}} \quad (5)$$

$$\frac{\partial C^*}{\partial t^*} + W^* \frac{\partial C^*}{\partial z^*} = D \frac{\partial^2 C^*}{\partial z^{*2}} \quad (6)$$

with the boundary conditions

$$u^* = 0, \quad v^* = 0, \quad T^* = T_w^* + \varepsilon(T_w^* - T_\infty^*)e^{i\omega t}, \quad C^* = C_w^* \text{ at } z^* = 0$$

$$u^*, v^* \rightarrow 0, \quad T^* \rightarrow T_\infty^*, \quad C^* \rightarrow C_\infty^* \text{ as } z^* \rightarrow \infty \quad (7)$$

where all the symbols are defined in the Nomenclature section.

In a physically realistic situation, we cannot ensure perfect insulation in any experimental setup. There will always be some fluctuations in the temperature. The plate temperature is assumed to vary harmonically with time. It varies from  $T_w^* \pm \varepsilon(T_w^* - T_\infty^*)$  as  $t$  varies from 0 to  $2\pi/\omega$ . Since  $\varepsilon$  is small, the plate temperature varies only slightly from the mean value  $T_w^*$ .

For constant suction, we have from Eq. (1) in view of (7)

$$W^* = -W_0 \quad (8)$$

Considering  $u^* + iv^* = U^*$  and taking into account Eq. (8), then Eqs. (2) and (3) can be written as

$$\frac{\partial U^*}{\partial t^*} - W_0 \frac{\partial U^*}{\partial z^*} + 2\Omega^* i U^* = g\beta(T^* - T_\infty^*) + g\beta^*(C^* - C_\infty^*) + v \frac{\partial^2 U^*}{\partial z^{*2}} - \frac{v}{K^*} U^* \quad (9)$$

Let us introduce the following non-dimensional quantities:

$$Z = \frac{W_0 Z^*}{v}, \quad U = \frac{U^*}{W_0}, \quad t = \frac{t \omega_0^{2*}}{v}, \quad \omega = \frac{v \omega^*}{\omega_0^2}, \quad \theta = \frac{T^* - T_\infty^*}{T_w^* - T_\infty^*}, \quad \phi = \frac{C^* - C_\infty^*}{C_w^* - C_\infty^*}, \quad Sc = \frac{v}{D},$$

$$Pr = \frac{\rho v C_p}{\kappa}, \quad K = \frac{W_0^2 K^*}{v^2}, \quad Gr = \frac{v g \beta (T_w^* - T_\infty^*)}{W_0^3}, \quad Gm = \frac{v g \beta^* (C_w^* - C_\infty^*)}{W_0^3}, \quad \Omega = \frac{\Omega^* v}{W_0^2}$$

In view of the above non-dimensional quantities, eqs. (9), (5) and (6) reduce, respectively, to

$$\frac{\partial U}{\partial t} - \frac{\partial U}{\partial z} + i2\Omega U = Gr \theta + Gm \phi + \frac{\partial^2 U}{\partial z^2} - (K^{-1} + M^2)U \quad (10)$$

$$\frac{\partial \theta}{\partial t} - \frac{\partial \theta}{\partial z} = \frac{1}{Pr} \frac{\partial^2 \theta}{\partial z^2} \quad (11)$$

$$\frac{\partial \phi}{\partial t} - \frac{\partial \phi}{\partial z} = \frac{1}{Sc} \frac{\partial^2 \phi}{\partial z^2} \quad (12)$$

and the boundary conditions (7) become

$$U = 0, \quad T = 1 + \varepsilon e^{i\omega t}, \quad C = 1 \quad \text{at} \quad z = 0$$

$$U \rightarrow 0, \quad T \rightarrow 0, \quad C \rightarrow 0 \quad \text{as} \quad z \rightarrow \infty \quad (13)$$

### III. Method of Solution

In order to reduce the system of partial differential equations (10)–(12) under their boundary conditions (13), to a system of ordinary differential equations in the non-dimensional form, we assume the following for velocity, temperature and concentration of the flow field as the amplitude  $\varepsilon$  ( $\ll 1$ ) of the permeability variations is very small:

$$\left. \begin{aligned} U(z, t) &= U_0(z) + \varepsilon e^{i\omega t} U_1(z) \\ T(z, t) &= T_0(z) + \varepsilon e^{i\omega t} T_1(z) \\ C(z, t) &= C_0(z) + \varepsilon e^{i\omega t} C_1(z) \end{aligned} \right\} \quad (14)$$

Substituting (14) into the system (10)–(12) and equating harmonic and non-harmonic terms we get:

$$U_0'' + U_0' - 2iR U_0 - (K^{-1} + M^2) U_0 = -(Gr \theta_0 + Gm \phi_0) \quad (15)$$

$$U_1'' + U_1' - [K^{-1} + M^2 + i(\omega + 2R)] U_1 = -(Gr \theta_1 + Gm \phi_1) \quad (16)$$

$$\theta_0'' + Pr \theta_0' = 0 \quad (17)$$

$$\theta_1'' + Pr \theta_1' - i\omega Pr \theta_1 = 0 \quad (18)$$

$$\phi_0'' + Sc \phi_0' = 0 \quad (19)$$

$$\phi_1'' + Sc \phi_1' - i\omega Sc \phi_1 = 0 \quad (20)$$

The appropriate boundary conditions reduce to

$$\left. \begin{aligned} U_0(0) &= 0, \quad \theta_0(0) = 1, \quad \phi_0(0) = 1 \\ U_1(0) &= 0, \quad \theta_1(0) = 1, \quad \phi_1(0) = 0 \\ U_0(\infty) &\rightarrow 0, \quad \theta_0(\infty) \rightarrow 0, \quad \phi_0(\infty) \rightarrow 0 \\ U_1(\infty) &\rightarrow 0, \quad \theta_1(\infty) \rightarrow 0, \quad \phi_1(\infty) \rightarrow 0 \end{aligned} \right\} \quad (21)$$

The solutions of the eqs. (15) to (20) subject to the boundary conditions (21) are:

$$U(z, t) = A_1 e^{-Prz} + A_2 e^{-Scz} + A_3 e^{\psi_3 z} + \varepsilon e^{i\omega t} Gr \frac{(e^{\psi_5 z} - e^{\psi_1 z})}{(\psi_1 - \psi_4)(\psi_1 - \psi_5)} \quad (22)$$

$$\theta(z, t) = e^{-Prz} + \varepsilon e^{i\omega t} e^{\psi_1 z} \quad (23)$$

$$\phi(z, t) = e^{-Scz} \quad (24)$$

Now, it is convenient to write the primary and secondary velocity fields, in terms of the fluctuating parts, separating the real and imaginary part from Eqs. (22) and (23) and taking only the real parts as they have physical significance, the velocity and temperature distribution of the flow field can be expressed in fluctuating parts as given below.

$$\frac{u}{w_0} = u_0 + \varepsilon (N_r \cos \omega t - N_i \sin \omega t) \quad (25)$$

$$\frac{v}{w_0} = v_0 + \varepsilon (N_r \sin \omega t + N_i \cos \omega t) \quad (26)$$

where  $u_0 + iv_0 = U_0$  and  $N_r + iN_i = U_1$ .

Hence, the expressions for the transient velocity profiles for  $\omega t = \frac{\pi}{2}$  are given by

$$\frac{u}{w_0} \left( z, \frac{\pi}{2\omega} \right) = u_0(z) - \varepsilon N_i(z) \quad \text{and}$$

$$\frac{v}{w_0} \left( z, \frac{\pi}{2\omega} \right) = v_0(z) - \varepsilon N_r(z) .$$

### Skin Friction

The skin friction at the plate  $z = 0$  is given by

$$\tau = \frac{dU}{dZ} \Big|_{z=0} = \frac{dU_0}{dZ} \Big|_{z=0} + \varepsilon e^{i\omega t} \frac{dU_1}{dZ} \Big|_{z=0} = (-Pr A_1 - A_2 Sc + A_3 \psi_3) - \varepsilon e^{i\omega t} \frac{Gr}{(\psi_1 - \psi_4)} \quad (27)$$

### Rate of Heat Transfer

The heat transfer coefficient in terms of the Nusselt number at the plate  $z = 0$  is given by

$$Nu = \left. \frac{d\theta}{dZ} \right|_{z=0} = \left. \frac{d\theta_0}{dZ} \right|_{z=0} + \varepsilon e^{i\omega t} \left. \frac{d\theta_1}{dZ} \right|_{z=0} = -Pr + \varepsilon e^{i\omega t} \psi_1 \quad (28)$$

The constants  $A_1$  to  $A_3$ ,  $\psi_1$  to  $\psi_5$ ,  $N_i$ ,  $N_r$  have been presented in the Appendix section.

#### IV. Results and Discussion

The problem of unsteady MHD free convective flow with heat and mass transfer effects in a rotating porous medium has been considered. The solutions for primary and secondary velocity field, temperature field and concentration profiles are obtained using the perturbation technique. The effects of flow parameters such as the magnetic parameter  $M$ , porosity parameter  $K$ , and the rotation parameter  $\Omega$  on the transient velocity profiles  $u/w_0$  and  $v/w_0$  have been studied analytically and presented with the help of Figs. 2a-2c and 3a-3b. The effects of flow parameter on concentration profiles have been presented with the help of Fig. 4. Further, the effects of flow parameters on the rate of heat transfer have been discussed with the help of Table 1.

##### Primary Velocity Profile ( $u/w_0$ )

From equations (22), (23) and (24), it is observed that the steady part of the velocity field has a three layer character. These layers may be identified as the thermal layer arising due to interaction of the thermal field and the velocity field and is controlled by the Prandtl number; the concentration layer arising due to the interaction of the concentration field and the velocity field, and the suction layer as modified by the rotation and the porosity of the medium. On the other hand, the oscillatory part of the velocity field exhibits a two layer character. These layers may be identified as the modified suction layers, arising as a result of the triangular interaction of the **Coriolis** force and the unsteady convective forces with the porosity of medium.

With a rise in  $M$ , from 0, 5, 10 through 15 to 20 there is a strong reduction in magnitude of the primary velocity across the boundary layer. A velocity peak arises close to the wall for all profiles. The magnetic parameter is found to decelerate the primary velocity of the flow field to a significant amount due to the magnetic pull of the Lorentzian hydromagnetic drag force acting on the flow field. With constant  $M$  value ( $= 5.0$ ), as the rotation parameter  $\Omega$  increases from 0.0 through 5.0, 10.0, 15.0 to 20.0, there is a distinct depression in velocity field i.e. the flow is decelerated. Conversely, an increase in porosity parameter  $K$  from 0.1, 0.3 through 0.5 to 1.0 the flow velocity accelerated near the plate and then steadily reduces to zero in the free stream. Irrespective of  $M$  or  $\Omega$  or  $K$  value, it is important to highlight that there is a flow reversal i.e. backflow has been seen in the boundary layer regime. The velocity,  $u$ , sustains negative values throughout motion in boundary layer.

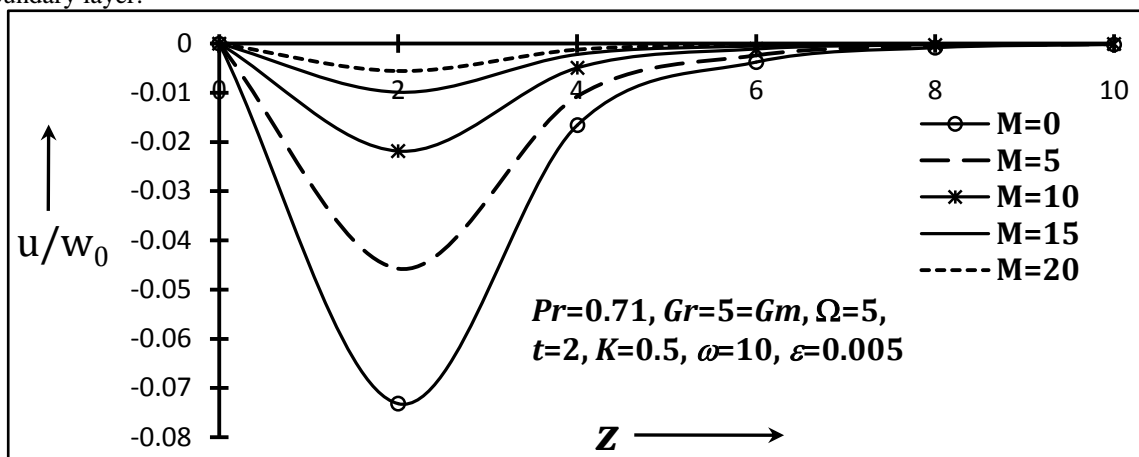


Figure 2a: Effects of  $M$  on primary velocity profiles against  $Z$

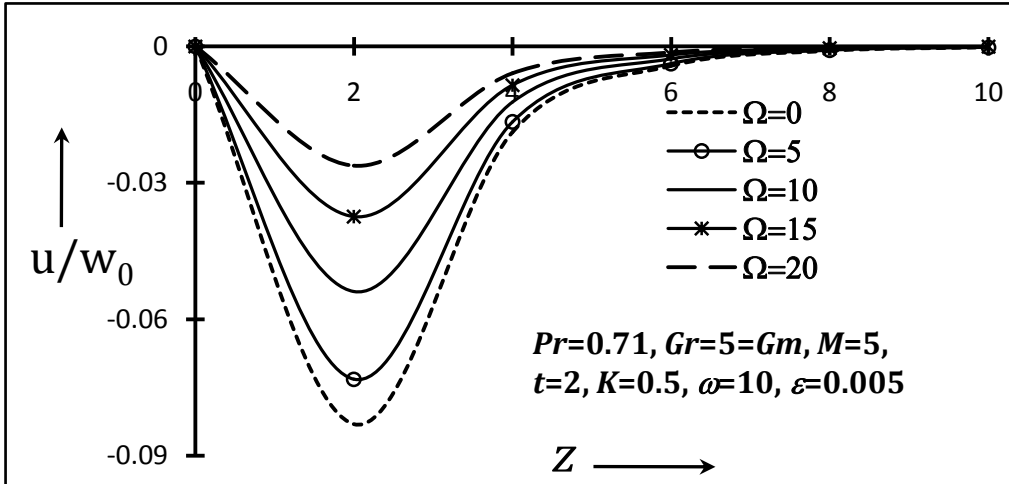


Figure 2b: Effects of  $\Omega$  on primary velocity profiles against  $Z$

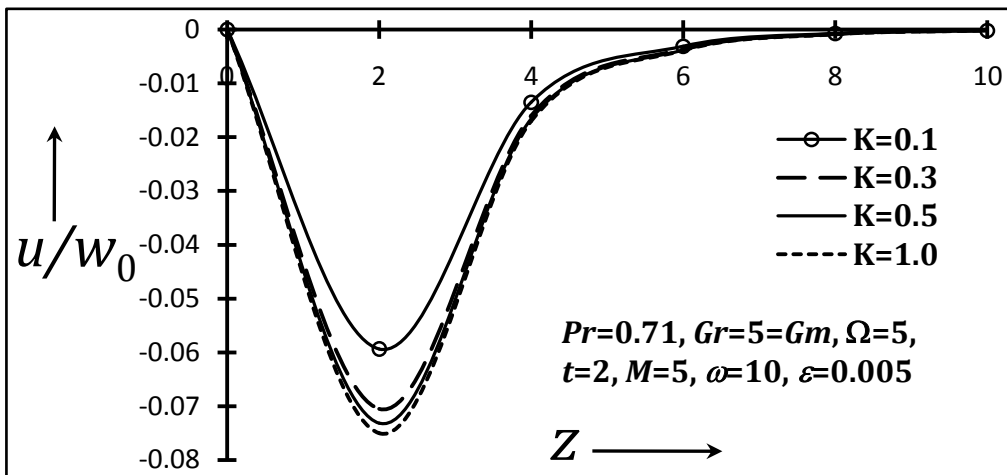


Figure 2c: Effects of  $K$  on primary velocity profiles against  $Z$

**Secondary Velocity Profile ( $v/w_0$ )**

The Secondary velocity profiles are shown in Fig. 3a-3b for various values of the magnetic field (Hartmann number) and rotation parameter. This is indeed the trend observed in Fig. 3a where a strong deceleration in the flow is achieved with an increase in  $M$  from 0.0 (non-conducting case i.e. Lorentz force vanishes) through 1.0, 2.0, 3.0 to 5.0. It is observed from Fig. 3b that the secondary velocity profiles increases when there is an increase in rotation parameter of the system. Significantly, the velocity profiles show the opposite trend to the primary velocity (Fig. 2b) when there is an increase in the rotation parameter. In no case however there is flow reversal i.e. velocities remain positive through the boundary layer.

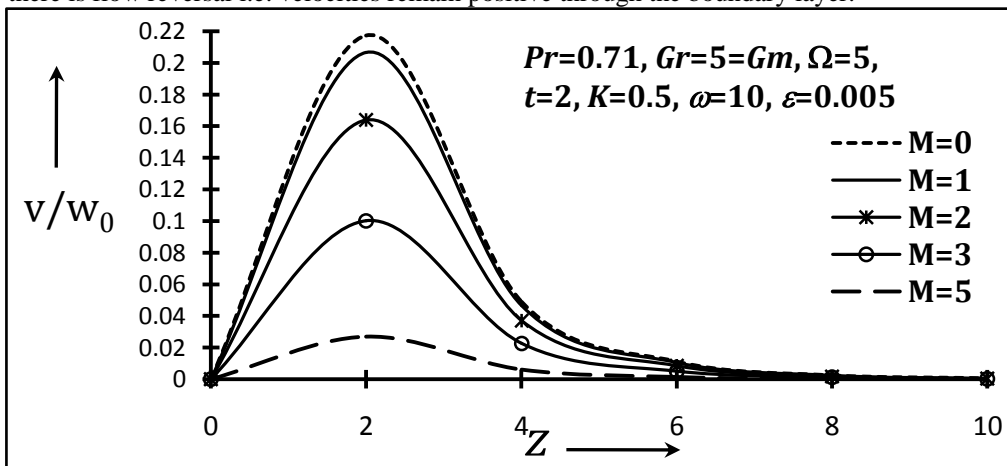


Figure 3a: Effects of  $M$  on secondary velocity profiles against  $Z$



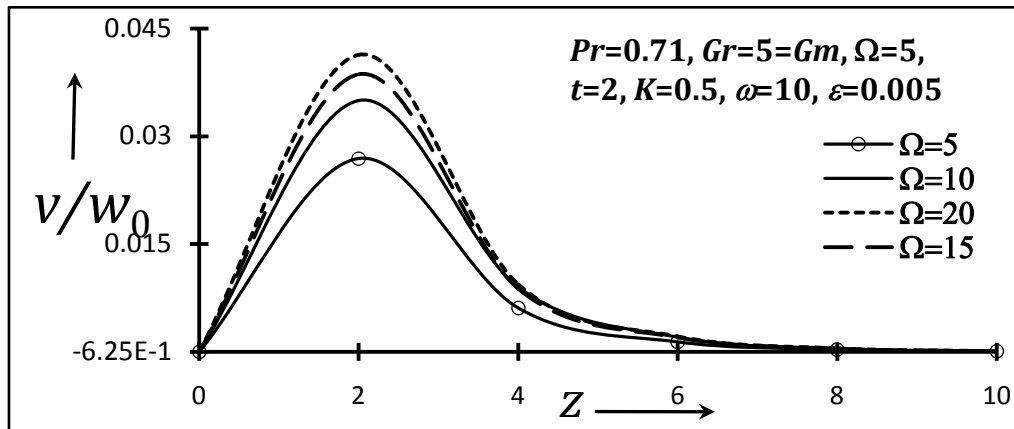


Figure 3b: Effects of  $\Omega$  on secondary velocity profiles against  $Z$

**Concentration Profiles ( $\phi$ )**

In Fig. 4, the profiles of concentration ( $\phi$ ) for various values of the Schmidt number are presented. The values of the Schmidt number  $Sc$  are chosen in such a way that they represent the diffusing chemical species of most common interest in air. For example, the values of  $Sc$  for  $H_2$ ,  $H_2O$ ,  $NH_3$ , propyl benzene and helium in air are 0.22, 0.60, 0.78, 2.62 and 0.30, respectively as reported by Perry (1963). It is seen that the concentration profiles decreases with an increase in the Schmidt number. It is noted that for heavier diffusing foreign speices, i.e., increasing the Schmidt number reduces the concentration in both magnitude and extent and thinning of concentration boundary layer occurs.

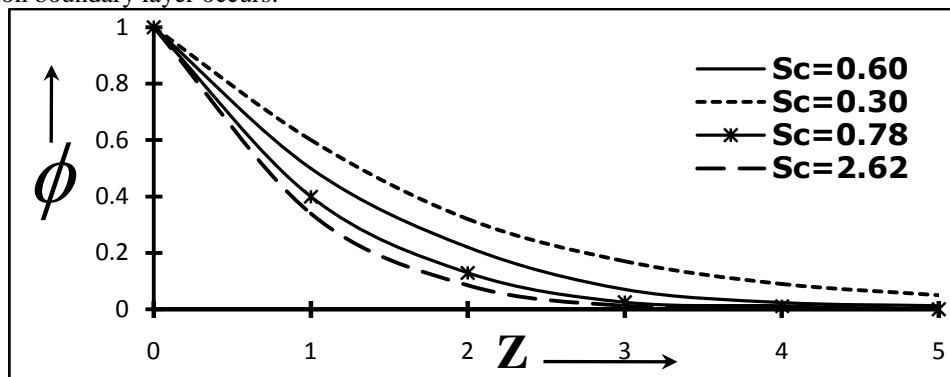


Figure 4: Effects of  $Sc$  on concentration distribution

**Skin Friction coefficient**

The distribution of skin friction coefficients are presented in Figs. 4a-4b for different values of the magnetic field, rotation parameter and porosity parameter. Inspection shows that increasing rotation ( $\Omega$ ) reduces skin friction. Increasing porosity ( $K$ ) is found to increase the skin friction, in consistency with earlier discussion for the velocity response (Fig. 2c). Flow reversal is observed i.e. skin friction becomes negative in both the figures 4a and 4b. Clearly all profiles decay as  $M$  increases since larger Hartmann number corresponds to greater magnetohydrodynamic drag which decelerates the flow.

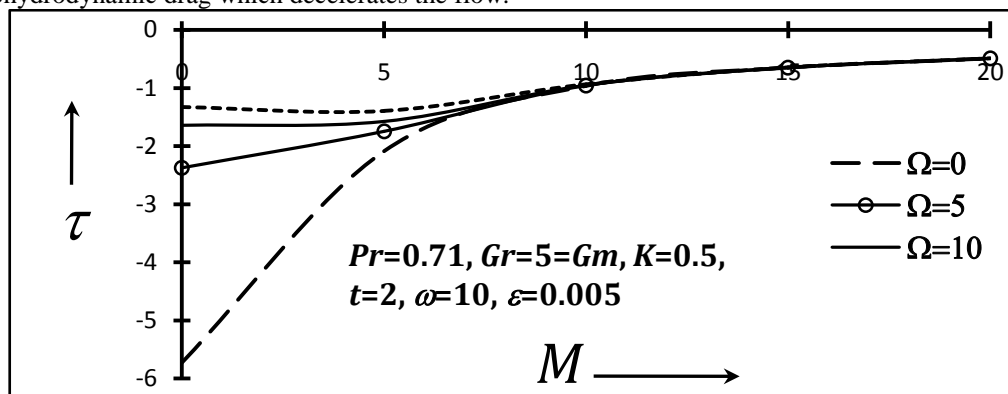


Figure 4a: Effects of  $\Omega$  on skin friction against  $M$



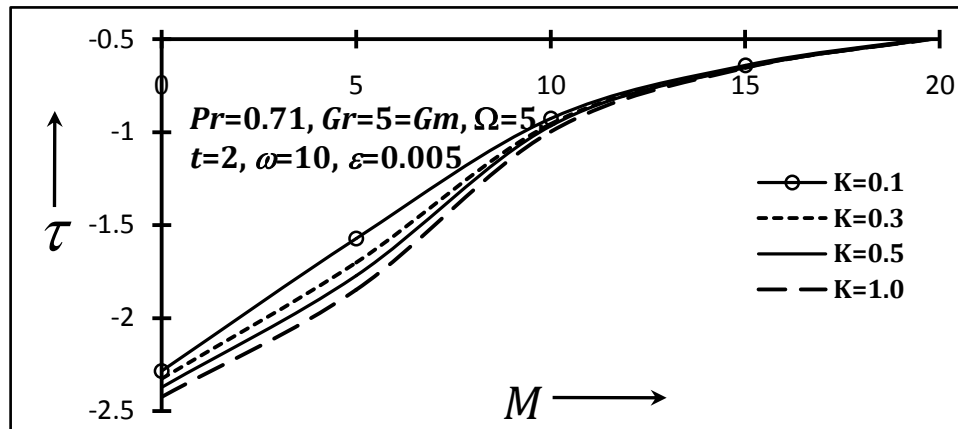


Figure 4b: Effects of  $K$  on skin friction against  $M$

Rate of Heat Transfer ( $Nu$ )

Table 1: Heat transfer coefficient when  $\epsilon = 0.005$ , in the case air and water:

| $\omega$ | $t$ | $M$ | $Pr = 0.71$ | $Pr = 7.0$ |
|----------|-----|-----|-------------|------------|
|          |     |     | (Air)       | (Water)    |
|          |     |     | $Nu$        | $Nu$       |
| 2        | 2   | 2   | 0.34410     | 3.71514    |
| 2        | 2   | 3   | 0.37135     | 3.80426    |
| 3        | 2   | 3   | 0.80371     | 4.37293    |
| 3        | 3   | 3   | 0.03704     | 2.10853    |
| 3        | 3   | 4   | 0.02472     | 2.05830    |
| 4        | 3   | 4   | 0.90514     | 4.43715    |
| 4        | 4   | 4   | 0.07632     | 2.35304    |

Table 3 shows the magnitude of the heat transfer coefficient for different values of  $\omega$ ,  $t$  and  $M$ . An increase either in the Hartmann number ( $M$ ) or time ( $t$ ) the magnitude of the heat transfer coefficient reduces for both the cases of air and water. However, the heat transfer coefficient rises due to an increase in the frequency parameter ( $\omega$ ). Significantly, it is observed that the heat transfer coefficient in the case of water for any particular values of  $\omega$ ,  $t$  and  $M$  is much higher than that of air.

V. Conclusion

The present theoretical analysis brings out the following results of physical interest on the primary and secondary velocities, concentration profiles, skin friction and rate of heat transfer of the flow field for a rotating system in a saturated porous regime:

- It is noticed that all the velocity profiles increase steadily near the plate and thereafter they show a constant decrease and reach the value zero at the free stream.
- The magnetic / rotation parameter is found to decelerate the primary velocity of the flow field.
- The porosity drag force has an effect accelerating the primary velocity profiles and reduces the skin friction.
- There is a clear back flow for all the primary velocity profiles.
- The secondary velocity profiles and skin friction coefficient are opposite to each other due to the effect of rotation.
- The magnetic parameter has the effect of decreasing the heat transfer profiles whereas it has the effect of increasing the skin friction.
- The presence of foreign species reduces the concentration boundary layer and further reduction occurs with increasing values of the Schmidt number.
- The Prandtl number and the frequency parameter have the effect of increasing the heat transfer coefficient.

Appendix:

$$A_1 = - \frac{Gr}{(Pr + \psi_2)(Pr + \psi_3)}, \quad A_2 = - \frac{Gm}{(Sc + \psi_2)(Sc + \psi_3)}, \quad A_3 = -(A_1 + A_2),$$

$$\psi_1 = \frac{(-Pr - \sqrt{Pr^2 + 4i\omega Pr})}{2}, \quad \psi_2 = \frac{\left(-1 + \sqrt{1 + 4\left(2i\Omega + M^2 + \frac{1}{K}\right)}\right)}{2},$$

$$\psi_3 = \frac{\left(-1 - \sqrt{1 + 4\left(2i\Omega + M^2 + \frac{1}{K}\right)}\right)}{2}, \quad \psi_4 = \frac{\left(-1 + \sqrt{1 + 4\left(2i\Omega + M^2 + \frac{1}{K} + i\omega\right)}\right)}{2},$$

$$\psi_5 = \frac{\left(-1 - \sqrt{1 + 4\left(2i\Omega + M^2 + \frac{1}{K} + i\omega\right)}\right)}{2}, \quad N_r = \text{Real part} \left( e^{i\omega t} \frac{Gr}{\psi_5 - \psi_1} (e^{\psi_5 z} - e^{\psi_1 z}) \right),$$

$$N_i = \text{Imaginary part} \left( e^{i\omega t} \frac{Gr}{\psi_5 - \psi_1} (e^{\psi_5 z} - e^{\psi_1 z}) \right).$$

### References

- [1] Eckert, E.R., and Drake, R.M., 1972, "Analysis of Heat and Mass Transfer," McGraw-Hill, pp. 171.
- [2] Elbashbeshy, E.M.A., 1997, "Heat and Mass Transfer along a vertical plate with variable surface tension and concentration in the presence of the magnetic field," *Int. J. Engineering Science*, 34(5), pp. 515-522.
- [3] Helmy, K.A., 1998, "MHD Unsteady free convection flow past a vertical porous plate," *ZAMM*, 78, pp. 255-270.
- [4] Soundalgekar, V.M., 1982, "Effects of mass transfer on flow past a uniformly accelerated vertical plate," *Letters in heat and mass transfer*, 9, pp.65-72.
- [5] Kim, Y.J., 2000, "Unsteady MHD convective heat transfer past semi-infinite vertical porous moving plate with variable suction," *International Journal of Engineering Science*, 38, pp. 833-845.
- [6] Ahmed, S., 2009, "The study of heat and mass transfer on free convective three-dimensional unsteady flows over a porous vertical plate," *Journal of Energy Heat and Mass Transfer*, 31, pp. 89-110.
- [7] Ahmed, S., and Liu, I.C., 2010, Mixed convective three-dimensional heat and mass transfer flow with transversely periodic suction velocity," *Int. J. Applied Mathematics and Mechanics*, 6(1), pp. 58-73.
- [8] Ingham, D.B., and Pop, I., 1998, *Transport Phenomena in Porous Media*, Pergamon, Oxford.
- [9] Nield, D.A., and Bejan, A., 1998, *Convection in Porous Media*, 2. Ed., Springer-Verlag, Berlin.
- [10] Cheng, P., 1977, "The influence of lateral mass flux on free convection boundary layers in a saturated porous medium," *Int. J. Heat Mass Transfer*, 20, pp. 201- 206.
- [11] Kim, S., and Vafai K. 1989. Analysis of natural convection about a vertical plate embedded in a porous medium, *Int. J. Heat Mass Transfer*, vol. 32, pp. 665-677.
- [12] Raptis, A., and Singh, A.K., 1985, "Free convection flow past an impulsively started vertical plate in a porous medium by finite difference method," *Astrophys. Space Sci.*, 112, pp. 259-265.
- [13] Raptis, A.A., 1983, "Unsteady free convection through porous medium," *Int. J. Engg. sci.*, 21, pp. 345-348.
- [14] Raptis, A.A., and Perdikis, C.P., 1985, "Oscillatory flow through a porous medium by the presence of free convective flow," *Int. J. Engg. sci.*, 23, pp.51-55.
- [15] Ahmed, S., 2008, Transient three dimensional flow through a porous medium with transverse permeability oscillating with time," *Emirate Journal for Engineering research*, 13(3), pp. 11-17.
- [16] Ahmed, S., 2010, "Free convective transient three-dimensional flow through a porous medium oscillating with time in presence of periodic suction velocity," *Int. J. Applied Mathematics and Mechanics*, 6(11), pp. 1-16.
- [17] Gupta, A.S., 1972a, "Ekman layer on a porous plate," *Phys. Fluids*, 15, pp. 930-931.
- [18] Jana, R.N., and Datta, N., 1977, "Couette flow and heat transfer in a rotating system," *Acta Mech.*, 26, pp. 301-306.
- [19] Singh, K.D., 2000, "An oscillatory hydromagnetic Couette flow in a rotating system," *J. Appl. Math and Mech.*, 80, pp. 429-432.
- [20] Singh, K.D., 1999, "Three dimensional Couette flow with transpiration cooling," *Z. Angew. Math. Phys.*, 50, pp. 661-668.
- [21] Ganapathy, R., 1994, "A note on oscillatory Couette flow in a rotating system," *ASME J. Appl. Mech.*, 61, pp. 208-209.
- [22] Mazumder, B.S., 1991, "An exact solution of oscillatory Couette flow in a rotating system," *ASME J. Appl. Mech.*, 58, pp. 1104-1107.
- [23] Mazumder, B.S., Gupta, A.S., and Dutta, N., 1976, "Flow and heat transfer in the hydromagnetic Ekman layer on a porous plate with Hall effects," *Int. J. Heat Mass Transfer*, 19, pp. 523-527.
- [24] Singh, K.D., Gorla, M.G., and Hans, Raj., 2005, "A periodic solution of oscillatory Couette flow through porous medium in rotating system," *Indian J. pure appl. Math.*, 36, no. 3, pp. 151-159.
- [25] Singh, K.D., and Sharma, R., 2001, "Three dimensional Couette flow through a porous medium with heat transfer," *Indian J. pure appl. Math.*, 32(12), pp. 1819-1829.
- [26] Ahmed, S., and Zueco, J., 2011, "Modelling of heat and mass transfer in a rotating vertical porous channel with hall current," *Chemical Engineering Communications*, 198(10), pp. 1294-1308.
- [27] Pery, E.D., 1963, *Chemical Engineers Handbook*, (4<sup>th</sup> Edn.), McGraw-Hill Book Company, New York.