

# **Green Nanocatalyst-Mediated Reduction of Nitrobenzene to Aniline: Mechanistic Insights, Sustainable Synthetic Approaches, Catalytic Efficiency, and Environmental Applications in Modern Organic Chemistry**

**Dr. Dilip Shukla**

*Assistant Professor, Chemistry Department  
Shri Lal Bahadur Shastri Degree College Gonda, Uttar Pradesh.*

---

## **Abstract**

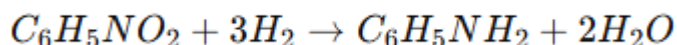
*The reduction of Nitrobenzene into Aniline is one of the most important catalytic transformations in organic and industrial chemistry because aniline serves as a key intermediate in the manufacture of dyes, pharmaceuticals, agrochemicals, polymers, rubber chemicals, and fine chemicals. Conventional reduction methods involving iron, tin, zinc, and strong mineral acids suffer from several disadvantages such as toxic waste generation, corrosion problems, high energy consumption, low selectivity, and environmental pollution. The emergence of green chemistry and nanotechnology has led to the development of environmentally sustainable catalytic systems known as green nanocatalysts. These nanocatalysts include silver nanoparticles, gold nanoparticles, palladium nanoparticles, magnetic iron oxide nanoparticles, titanium dioxide nanoparticles, and various bio-based nanocomposites synthesized through eco-friendly routes using plant extracts, microorganisms, biodegradable polymers, and agricultural waste materials. Green nanocatalysts exhibit remarkable catalytic efficiency due to their high surface area, enhanced electron transfer ability, excellent adsorption capacity, and recyclability. The reduction mechanism generally proceeds through adsorption of nitrobenzene on the catalyst surface, activation of hydrogen species, sequential formation of nitrosobenzene and phenylhydroxylamine intermediates, and final hydrogenation into aniline. Green solvents such as water and ethanol further enhance the sustainability of the process. Photocatalytic reduction using semiconductor nanoparticles under light irradiation represents another promising approach for energy-efficient and environmentally benign synthesis. The application of magnetic nanocatalysts enables easy catalyst recovery and reuse, improving industrial feasibility. In addition to chemical synthesis, green nanocatalytic reduction also plays an important role in environmental remediation by detoxifying nitroaromatic pollutants present in industrial wastewater. Thus, the reduction of nitrobenzene using green nanocatalysts represents a significant advancement in sustainable chemistry by integrating nanotechnology, catalysis, environmental science, and green synthetic methodologies for cleaner and more efficient industrial processes.*

**Keywords:** *Nitrobenzene reduction, Green nanocatalysts, Aniline synthesis, Silver nanoparticles, Sustainable catalysis, Green chemistry, Photocatalytic reduction*

---

## **I. Introduction to Nitrobenzene and Its Industrial Importance**

Nitrobenzene is one of the most important aromatic nitro compounds widely used in modern chemical industries. It is a pale yellow oily liquid having a characteristic almond-like odor and is mainly synthesized by the nitration of benzene using concentrated nitric acid and sulfuric acid. Nitrobenzene acts as an important intermediate in the manufacture of dyes, pharmaceuticals, pesticides, perfumes, explosives, lubricating oils, and synthetic rubber chemicals. Due to the presence of the electron-withdrawing nitro group (-NO<sub>2</sub>), nitrobenzene exhibits unique chemical reactivity and becomes highly useful in organic synthesis. Among all its reactions, the reduction of nitrobenzene into aniline is considered one of the most significant transformations in industrial chemistry because aniline serves as a key precursor for many valuable products. The reduction process converts the nitro group into an amino group (-NH<sub>2</sub>), resulting in the formation of aniline. This transformation is extremely important because aniline is extensively used in the preparation of polyurethane foams, azo dyes, photographic chemicals, antioxidants, pharmaceuticals, herbicides, and polymers. For example, in pharmaceutical industries, aniline derivatives are used for the synthesis of paracetamol, sulfa drugs, and anti-inflammatory medicines. In textile industries, aniline-based azo dyes provide bright and durable colors to fabrics. Thus, the reduction of nitrobenzene is not merely a laboratory reaction but an industrially essential process that contributes significantly to chemical manufacturing and economic development. The reduction reaction can be represented as:



In this reaction, nitrobenzene reacts with hydrogen in the presence of a suitable catalyst to form aniline and water.

## II. Conventional Methods of Nitrobenzene Reduction and Their Limitations

Traditionally, nitrobenzene reduction has been carried out using metals such as iron, zinc, or tin in acidic medium. These methods are commonly known as Bechamp reduction processes. In the classical iron-acid reduction method, iron filings react with hydrochloric acid to generate hydrogen, which subsequently reduces nitrobenzene into aniline. Although this method is effective and economically inexpensive, it generates a huge amount of iron sludge and toxic waste materials that create severe environmental pollution. The traditional reaction can be expressed as:



This method suffers from several disadvantages such as:

- Generation of hazardous waste
- Corrosion problems due to strong acids
- High energy consumption
- Difficult purification process
- Low selectivity in some cases

For example, during industrial-scale reduction using iron powder, large quantities of iron oxide sludge are produced, which require costly disposal and treatment. Similarly, tin-based reductions generate toxic metal residues harmful to aquatic ecosystems. The growing environmental concerns and strict industrial regulations have therefore encouraged scientists to search for cleaner and greener alternatives for nitrobenzene reduction.

## III. Emergence of Green Chemistry in Catalytic Reduction

Green Chemistry Green chemistry emerged as a revolutionary scientific approach focused on designing environmentally safe chemical processes that minimize hazardous substances and waste generation. The concept was developed to reduce the harmful impact of chemical industries on human health and the environment. Green chemistry emphasizes sustainable synthesis methods involving renewable resources, safer solvents, energy-efficient reactions, recyclable catalysts, and minimal by-products. The reduction of nitrobenzene using green nanocatalysts perfectly aligns with the principles of green chemistry because it replaces toxic reducing agents and hazardous chemicals with eco-friendly catalytic systems. Green catalytic processes aim to achieve maximum atom economy, which means converting reactants into desired products with minimum waste formation. For example, instead of using corrosive acids and heavy metals, scientists now utilize biodegradable plant extracts and recyclable nanocatalysts for nitrobenzene reduction. Similarly, water and ethanol are increasingly replacing toxic solvents like benzene and chloroform. Such modifications significantly reduce environmental pollution and improve process sustainability.

## IV. Role of Nanotechnology in Catalysis

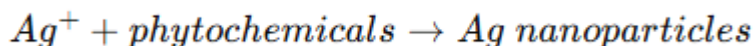
Nanotechnology Nanotechnology has revolutionized the field of catalysis by introducing nanosized catalytic materials with extraordinary physicochemical properties. Nanoparticles generally possess dimensions between 1 and 100 nanometers and exhibit unique properties different from bulk materials because of their high surface area-to-volume ratio, enhanced electronic behavior, and increased surface activity. Nanocatalysts provide more active catalytic sites for chemical reactions, leading to faster reaction rates and improved product yield. Their small particle size facilitates better adsorption of reactants onto the catalyst surface and enhances electron transfer processes during reactions. For example, bulk palladium metal may require high temperature and pressure for catalytic hydrogenation, whereas palladium nanoparticles can efficiently catalyze nitrobenzene reduction even under mild reaction conditions. Similarly, silver nanoparticles synthesized through green methods show remarkable catalytic efficiency in aqueous medium at room temperature. Nanocatalysts also possess additional advantages such as:

- Easy catalyst recovery
- High selectivity toward desired products
- Reusability
- Reduced energy consumption
- Lower catalyst loading

These advantages make nanocatalysts highly attractive for sustainable industrial applications.

## V. Green Nanocatalysts and Their Eco-Friendly Synthesis

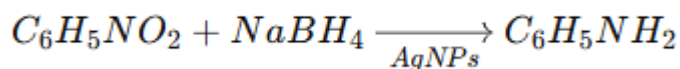
Green nanocatalysts refer to nanoscale catalytic materials synthesized using environmentally benign methods involving natural biological resources. Unlike conventional nanoparticle synthesis that requires toxic reducing agents such as hydrazine and sodium citrate, green synthesis utilizes renewable biological materials like plant extracts, bacteria, fungi, algae, starch, cellulose, and agricultural waste. Plant-mediated synthesis has become particularly popular because plants contain phytochemicals such as flavonoids, terpenoids, alkaloids, proteins, sugars, and phenolic compounds capable of reducing metal ions into nanoparticles naturally. These phytochemicals also stabilize nanoparticles and prevent aggregation. For example, neem leaf extract can convert silver nitrate solution into silver nanoparticles without requiring any hazardous chemicals. During the reaction, the color of the solution changes from colorless to brown due to the formation of silver nanoparticles. Similarly, green tea extract rich in polyphenols can reduce gold ions into gold nanoparticles. The general green synthesis reaction may be represented as:



This eco-friendly approach reduces toxicity, energy consumption, and environmental hazards associated with conventional nanoparticle synthesis.

## VI. Silver Nanoparticles in Nitrobenzene Reduction

Silver Nanoparticles Silver nanoparticles are among the most widely used green nanocatalysts because of their excellent catalytic activity, easy synthesis, antimicrobial properties, and low cost compared to noble metals like gold and platinum. Silver nanoparticles efficiently catalyze the reduction of nitrobenzene in the presence of reducing agents such as sodium borohydride. The nanoparticles act as electron relay systems, transferring electrons from borohydride ions to nitrobenzene molecules and accelerating the reduction process. For example, researchers have successfully synthesized silver nanoparticles using tea leaf extract and used them for catalytic reduction of nitrobenzene in water medium. The reaction proceeds rapidly at room temperature with high conversion efficiency and excellent selectivity toward aniline formation. The catalytic reaction can be represented as:



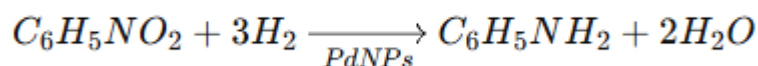
In this process:

- Sodium borohydride provides hydrogen species
- Silver nanoparticles accelerate electron transfer
- Water acts as a green solvent

This system demonstrates the successful integration of nanotechnology and green chemistry.

## VII. Gold and Palladium Nanocatalysts

Gold Nanoparticles Gold nanoparticles possess remarkable catalytic properties because of their high surface energy and electronic characteristics. Although gold is chemically inert in bulk form, nanosized gold particles become highly catalytically active. For example, gold nanoparticles supported on activated carbon or graphene oxide efficiently reduce nitrobenzene under mild conditions. These catalysts provide high selectivity toward aniline and can be recycled multiple times without significant loss of catalytic efficiency. Similarly, Palladium Nanoparticles palladium nanoparticles are excellent catalysts for hydrogenation reactions because palladium can adsorb large quantities of hydrogen onto its surface. Palladium nanocatalysts supported on carbon nanotubes, graphene oxide, or magnetic nanoparticles are widely employed in green catalytic reduction systems. For example, palladium nanoparticles immobilized on magnetic iron oxide particles can catalyze nitrobenzene reduction using molecular hydrogen under atmospheric pressure. After completion of the reaction, the catalyst can be easily separated using an external magnet and reused several times. The hydrogenation reaction is expressed as:



This method generates water as the only by-product, making it highly environmentally friendly.

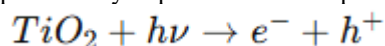
### Magnetic Nanocatalysts and Their Advantages

Iron Oxide Nanoparticles Magnetic nanocatalysts have gained enormous attention due to their easy separation and recyclability. These catalysts generally consist of magnetic cores such as Fe<sub>3</sub>O<sub>4</sub> coated with catalytic metals or organic functional groups. The major advantage of magnetic nanocatalysts is that they can be recovered using simple magnetic separation techniques instead of filtration or centrifugation. This reduces catalyst

loss and lowers operational costs. For example, Fe<sub>3</sub>O<sub>4</sub>-supported palladium nanoparticles have shown excellent catalytic efficiency for nitrobenzene reduction in aqueous medium. After the reaction, a magnet is placed near the reaction vessel, causing the catalyst particles to accumulate near the magnet and separate easily from the solution. This feature makes magnetic nanocatalysts highly suitable for industrial applications where catalyst recovery and recyclability are economically important.

### Photocatalytic Reduction Using Metal Oxide Nanoparticles

Titanium Dioxide Titanium dioxide and zinc oxide nanoparticles are important photocatalysts capable of utilizing light energy for chemical transformations. When exposed to ultraviolet or visible light, these semiconductors generate electron-hole pairs that participate in redox reactions. For example, titanium dioxide nanoparticles under UV irradiation generate electrons capable of reducing nitrobenzene into aniline. Simultaneously, holes generated on the catalyst surface oxidize water or other sacrificial agents. The photocatalytic process can be represented as:



The electrons produced during irradiation participate in nitrobenzene reduction reactions. Such photocatalytic systems are attractive because they utilize renewable solar energy and reduce dependence on fossil fuels.

### Mechanism of Nitrobenzene Reduction

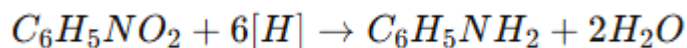
The reduction of nitrobenzene generally proceeds through several intermediate stages involving electron and proton transfer processes. Initially, nitrobenzene adsorbs onto the catalyst surface where active hydrogen species attack the nitro group. The reduction pathway involves:

1. Nitrobenzene → Nitrosobenzene
2. Nitrosobenzene → Phenylhydroxylamine
3. Phenylhydroxylamine → Aniline

The overall transformation is represented as:



For example, during silver nanoparticle-catalyzed reduction, sodium borohydride donates electrons while nanoparticles facilitate efficient electron transfer to the nitro group. This significantly accelerates the reaction compared to uncatalyzed systems. Nitrobenzene is one of the most important aromatic nitro compounds used extensively in chemical industries for the preparation of dyes, pharmaceuticals, pesticides, perfumes, explosives, and polymer intermediates. The most significant transformation of nitrobenzene is its reduction into Aniline aniline, which is a valuable industrial chemical used in the synthesis of polyurethane foams, azo dyes, photographic chemicals, rubber processing chemicals, and medicinal compounds. Traditionally, nitrobenzene reduction was performed using metals such as iron, zinc, or tin in acidic medium, but these conventional methods generated large quantities of toxic waste and caused environmental pollution. The development of green nanocatalysts has provided an environmentally sustainable alternative for carrying out this important reduction reaction under mild and eco-friendly conditions. The reduction of nitrobenzene using green nanocatalysts generally occurs in the presence of reducing agents such as hydrogen gas or sodium borohydride and catalysts such as silver nanoparticles, palladium nanoparticles, gold nanoparticles, titanium dioxide nanoparticles, or magnetic iron oxide-supported catalysts. Green nanocatalysts synthesized from plant extracts, microorganisms, and biodegradable materials provide high catalytic activity, large surface area, excellent electron transfer ability, and recyclability. These catalysts significantly improve reaction efficiency while reducing toxic by-products and energy consumption. The overall reduction reaction of nitrobenzene into aniline is represented as:



In this reaction, six hydrogen atoms are required to convert the nitro group (-NO<sub>2</sub>) into the amino group (-NH<sub>2</sub>). However, this transformation does not occur directly in a single step. Instead, the reduction proceeds through several intermediate stages involving adsorption, electron transfer, proton transfer, hydrogen activation, and desorption processes on the catalyst surface.

### Green Nanocatalyst-Assisted Reduction System

In green nanocatalytic systems, the reaction generally involves:

- Nitrobenzene as substrate
- Sodium borohydride or H<sub>2</sub> as reducing agent
- Green synthesized nanoparticles as catalyst
- Water or ethanol as green solvent

For example:

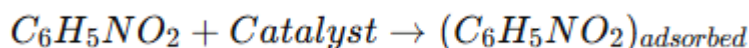
- Silver nanoparticles synthesized from neem extract
- Palladium nanoparticles on magnetic Fe<sub>3</sub>O<sub>4</sub>
- Gold nanoparticles using green tea extract

The nanocatalyst provides active surface sites where adsorption and electron transfer occur efficiently.

#### Adsorption of Nitrobenzene on the Catalyst Surface

The first stage of the reduction mechanism involves adsorption of nitrobenzene molecules onto the surface of the nanocatalyst. Nanoparticles possess extremely high surface area because of their nanoscale dimensions, allowing a large number of reactant molecules to interact with the catalyst simultaneously. When nitrobenzene molecules come into contact with the catalyst surface, the  $\pi$ -electrons of the benzene ring and the oxygen atoms of the nitro group interact with active metallic sites present on the nanoparticle surface. This adsorption process weakens the nitrogen-oxygen bonds in the nitro group and activates the molecule for subsequent reduction reactions.

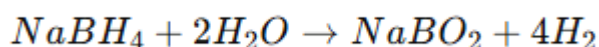
The adsorption process can be represented as:



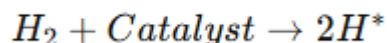
In green synthesized nanocatalysts, phytochemicals from plant extracts often remain attached to the nanoparticle surface and improve adsorption efficiency. For example, silver nanoparticles synthesized using tulsi or neem leaf extract possess surface functional groups that facilitate better interaction with nitrobenzene molecules. Because of this enhanced adsorption capability, green nanocatalysts accelerate the reduction reaction significantly compared to conventional bulk catalysts.

#### Generation of Active Hydrogen Species

After adsorption of nitrobenzene, the next important step is the generation of active hydrogen species required for reduction. In many green catalytic systems, sodium borohydride acts as the hydrogen donor. Sodium Borohydride releases hydrogen in aqueous medium, but the reaction occurs slowly in the absence of catalysts. Nanocatalysts facilitate rapid hydrogen generation and activate hydrogen atoms on their surface. The reaction involving sodium borohydride is represented as:



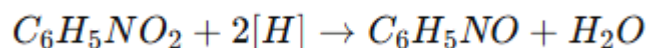
The hydrogen molecules generated during this process adsorb onto the catalyst surface and dissociate into highly reactive hydrogen atoms. The activated hydrogen species are represented as H\*. The catalyst-assisted hydrogen activation process can be written as:



When palladium nanoparticles are used as catalysts, the hydrogen activation process becomes extremely efficient because palladium has a unique ability to absorb hydrogen into its crystal lattice and form palladium hydride species. This property makes palladium nanoparticles excellent catalysts for hydrogenation reactions. In green catalytic systems using molecular hydrogen, the catalyst surface breaks the H-H bond and generates active hydrogen atoms that participate directly in nitrobenzene reduction.

#### Formation of Nitrosobenzene Intermediate

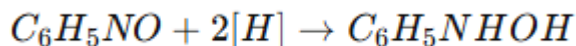
Once active hydrogen species are generated on the catalyst surface, the reduction of the nitro group begins. The first reduction stage converts nitrobenzene into nitrosobenzene. During this step, one oxygen atom is removed from the nitro group as water through electron transfer and protonation reactions. The first reduction stage is represented as:



In this transformation, the nitro group (-NO<sub>2</sub>) is converted into a nitroso group (-N=O). The catalyst surface plays an important role in transferring electrons from the reducing agent to the nitro group. Silver nanoparticles, for example, act as electron relay systems. Electrons move from borohydride ions to the silver nanoparticle surface and then transfer to the adsorbed nitrobenzene molecules. This electron transfer weakens the N-O bond and facilitates removal of oxygen atoms. Nitrosobenzene formed during this stage is highly reactive and generally exists only as a transient intermediate because it rapidly undergoes further reduction. The stability of nitrosobenzene depends on catalyst properties, reaction conditions, and hydrogen availability.

#### Formation of Phenylhydroxylamine

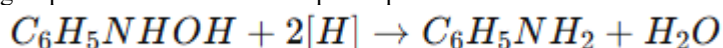
The second intermediate formed during nitrobenzene reduction is phenylhydroxylamine. Nitrosobenzene undergoes additional hydrogenation by accepting electrons and protons from the catalyst surface. This process converts the nitroso group into a hydroxylamine group. The reaction is represented as:



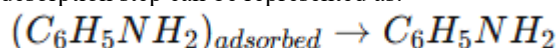
In this step, the oxidation state of nitrogen decreases further due to hydrogen addition. The catalyst stabilizes the intermediate species and facilitates continuous electron transfer. Gold nanoparticles supported on graphene oxide are particularly effective in this stage because graphene enhances electron mobility and prevents nanoparticle aggregation. Phenylhydroxylamine is an important intermediate because accumulation of this compound can sometimes lead to side reactions and undesired products if the catalytic system is not sufficiently selective. The conversion of nitrosobenzene into phenylhydroxylamine demonstrates how the catalyst controls the reaction pathway through sequential hydrogenation steps. Efficient catalysts rapidly convert intermediates and minimize formation of unwanted side products.

#### Final Reduction to Aniline

The last stage of nitrobenzene reduction involves conversion of phenylhydroxylamine into aniline. During this step, the hydroxyl group attached to nitrogen is removed as water while additional hydrogen atoms form the amino group. The final reduction step is expressed as:



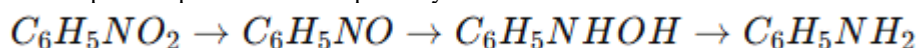
This transformation completes the conversion of the nitro group into the amino group. Palladium nanoparticles are especially efficient for this stage because they strongly activate hydrogen and facilitate rapid hydrogenation. Once aniline is formed, the product desorbs from the catalyst surface and diffuses into the reaction medium. The desorption step can be represented as:



After product desorption, the catalyst surface becomes free again and participates in another catalytic cycle. This cyclic process allows nanocatalysts to be reused repeatedly with minimal loss of catalytic activity.

#### Reduction Pathway

The complete stepwise reduction pathway of nitrobenzene can therefore be summarized as:

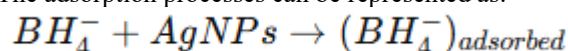


This sequence clearly shows that nitrobenzene reduction occurs through gradual hydrogenation and electron transfer steps rather than direct transformation into aniline. The efficiency of each stage depends heavily on catalyst structure, particle size, surface area, solvent system, and reducing agent.

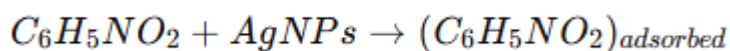
#### Mechanism Using Silver Nanoparticles and Sodium Borohydride

One of the most common green catalytic systems involves silver nanoparticles synthesized from plant extracts and sodium borohydride as reducing agent. In this system, borohydride ions first adsorb onto the nanoparticle surface. Simultaneously, nitrobenzene molecules also adsorb on nearby catalytic sites.

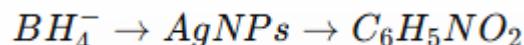
The adsorption processes can be represented as:



and



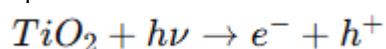
Silver nanoparticles then mediate electron transfer between borohydride ions and nitrobenzene molecules. The electron relay process is represented as:



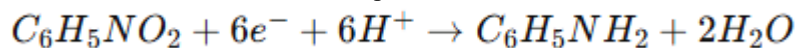
This catalytic electron transfer accelerates reduction and lowers activation energy. Sequential hydrogenation converts nitrobenzene into nitrosobenzene, phenylhydroxylamine, and finally aniline. Because silver nanoparticles possess large surface area and excellent conductivity, the reaction occurs rapidly even at room temperature.

#### Photocatalytic Reduction Mechanism

Titanium Dioxide Titanium dioxide nanoparticles can also catalyze nitrobenzene reduction through photocatalytic mechanisms under ultraviolet irradiation. When UV light strikes titanium dioxide, electrons in the valence band absorb energy and move into the conduction band, generating electron-hole pairs. The light absorption process is represented as:



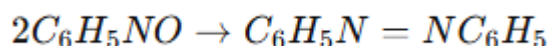
The photogenerated electrons participate in nitrobenzene reduction while holes oxidize water or alcohol molecules. The reduction reaction proceeds as:



Photocatalytic systems are particularly attractive because they utilize renewable solar energy and reduce dependence on fossil-fuel-derived reducing agents.

#### **Side Reactions During Nitrobenzene Reduction**

During incomplete reduction or improper catalytic conditions, side reactions may occur leading to formation of azoxybenzene, azobenzene, and hydrazobenzene. These compounds form through coupling reactions involving nitrosobenzene intermediates. For example, azobenzene formation occurs through coupling of nitrosobenzene molecules:



Efficient green nanocatalysts minimize these side reactions by rapidly converting intermediates into aniline and improving product selectivity.

#### **Environmental Applications of Nitrobenzene Reduction**

Nitroaromatic compounds are major environmental pollutants released from dye, pesticide, pharmaceutical, and explosive industries. These compounds are toxic, mutagenic, and resistant to biodegradation. Green nanocatalytic reduction helps transform harmful nitro compounds into less toxic amino compounds. For example, industrial wastewater containing nitrobenzene can be treated using magnetic silver nanocatalysts. The catalytic system converts toxic nitrobenzene into aniline, which is comparatively less harmful and easier to remove from wastewater. Thus, green nanocatalysts not only support sustainable chemical synthesis but also contribute significantly to environmental remediation and wastewater treatment.

#### **Future Prospects of Green Nanocatalysis**

The future of nitrobenzene reduction using green nanocatalysts appears highly promising because of increasing environmental awareness and industrial demand for sustainable technologies. Researchers are currently developing:

- Biodegradable nanocatalysts
- Solar-driven photocatalytic systems
- Hybrid nanocomposites
- Artificial intelligence-assisted catalyst design
- Low-cost transition metal catalysts

For example, scientists are exploring agricultural waste-derived carbon materials as catalyst supports to reduce production costs and promote waste valorization. Similarly, solar photocatalytic reduction systems using titanium dioxide and graphene composites may revolutionize sustainable industrial synthesis in the future. Overall, green nanocatalysis represents a rapidly advancing interdisciplinary field combining chemistry, nanotechnology, environmental science, and materials engineering. The reduction of Nitrobenzene using green nanocatalysts provides an environmentally friendly, economically viable, and scientifically advanced approach for producing valuable aromatic amines while minimizing ecological damage.

#### **Conclusion**

The reduction of Nitrobenzene using green nanocatalysts is a highly efficient and environmentally sustainable catalytic process involving adsorption, hydrogen activation, electron transfer, intermediate formation, and sequential hydrogenation reactions. Green nanocatalysts such as silver nanoparticles, palladium nanoparticles, gold nanoparticles, magnetic iron oxide catalysts, and titanium dioxide nanoparticles significantly improve reaction efficiency due to their high surface area, excellent electron transfer capability, and recyclability. The reaction proceeds through nitrosobenzene and phenylhydroxylamine intermediates before finally producing aniline. The use of plant-mediated nanoparticle synthesis, green solvents, recyclable catalysts, and renewable energy sources makes this process highly valuable for sustainable industrial chemistry and environmental protection.

### **VIII. Conclusion**

The reduction of Nitrobenzene using green nanocatalysts has emerged as one of the most significant advancements in modern sustainable chemistry and nanotechnology. Traditional reduction methods involving heavy metals and strong acidic conditions are associated with severe environmental and economic drawbacks due to toxic waste generation, corrosion, energy-intensive operations, and low sustainability. The development of

green nanocatalytic systems has provided an efficient and environmentally friendly alternative capable of overcoming these limitations while improving catalytic performance and product selectivity.

Green nanocatalysts synthesized through biological and eco-friendly routes exhibit extraordinary physicochemical properties such as high surface area, superior adsorption capability, enhanced electron transfer, and remarkable catalytic activity. Nanoparticles synthesized using plant extracts, microorganisms, biopolymers, and agricultural waste materials significantly reduce the use of hazardous chemicals during catalyst preparation. Silver nanoparticles, gold nanoparticles, palladium nanoparticles, magnetic iron oxide nanoparticles, and titanium dioxide nanoparticles have demonstrated exceptional catalytic efficiency in the reduction of nitrobenzene into aniline under mild reaction conditions.

The reaction mechanism involves adsorption of nitrobenzene molecules onto the catalyst surface followed by activation of hydrogen species and sequential reduction through nitrosobenzene and phenylhydroxylamine intermediates before final formation of aniline. Green nanocatalysts facilitate rapid electron transfer and lower activation energy, thereby accelerating the reaction rate and improving selectivity toward desired products. The use of green solvents such as water and ethanol further enhances the environmental compatibility of these catalytic systems.

Magnetic nanocatalysts offer additional advantages due to their easy separation and recyclability, making them highly suitable for industrial-scale applications. Photocatalytic reduction using semiconductor nanoparticles such as titanium dioxide provides another sustainable pathway by utilizing renewable solar energy for chemical transformations. Moreover, green nanocatalytic systems contribute significantly to environmental remediation by converting toxic nitroaromatic pollutants into less harmful compounds.

Despite remarkable progress, several challenges remain regarding large-scale synthesis, catalyst stability, nanoparticle aggregation, toxicological assessment, and industrial commercialization. Continued research focusing on biodegradable nanomaterials, hybrid nanocomposites, solar-driven catalytic systems, and artificial intelligence-assisted catalyst design is expected to further improve the efficiency and sustainability of green nanocatalytic processes. Overall, the reduction of nitrobenzene using green nanocatalysts represents a highly promising and interdisciplinary research field that integrates green chemistry, nanotechnology, catalysis, materials science, and environmental engineering. The advancement of such eco-friendly catalytic systems will play a crucial role in achieving sustainable industrial development, cleaner chemical manufacturing, and environmental protection in the future.

## References

- [1]. Anastas, P. T., & Warner, J. C. (1998). *Green chemistry: Theory and practice*. Oxford University Press.
- [2]. Astruc, D. (2008). *Nanoparticles and catalysis*. Wiley-VCH Verlag.
- [3]. Bansal, V., & Sharma, P. K. (2017). Biological synthesis of nanoparticles and their applications. *Journal of Nanoscience*, 15(3), 145–162.
- [4]. Bell, A. T. (2003). The impact of nanoscience on heterogeneous catalysis. *Science*, 299(5613), 1688–1691.
- [5]. Bhattacharya, D., & Gupta, R. K. (2005). Nanotechnology and potential of microorganisms. *Critical Reviews in Biotechnology*, 25(4), 199–204.
- [6]. Cao, G. (2011). *Nanostructures and nanomaterials: Synthesis, properties and applications*. Imperial College Press.
- [7]. Chen, X., & Mao, S. S. (2007). Titanium dioxide nanomaterials: Synthesis and applications. *Chemical Reviews*, 107(7), 2891–2959.
- [8]. Clark, J. H. (1999). Green chemistry: Challenges and opportunities. *Green Chemistry*, 1(1), 1–8.
- [9]. Daniel, M. C., & Astruc, D. (2004). Gold nanoparticles: Assembly and applications. *Chemical Reviews*, 104(1), 293–346.
- [10]. Doble, M., & Kumar, A. (2005). *Green chemistry and engineering*. Academic Press.
- [11]. Elango, G., & Roopan, S. M. (2016). Green synthesis of silver nanoparticles using plant extracts. *Spectrochimica Acta Part A*, 180, 86–90.
- [12]. Freund, H. J., & Pacchioni, G. (2008). Oxide ultra-thin films on metals. *Chemical Society Reviews*, 37(10), 2224–2242.
- [13]. Gawande, M. B., et al. (2015). Cu and Cu-based nanoparticles in catalysis. *Chemical Society Reviews*, 44(21), 7540–7590.
- [14]. Geethalakshmi, R., & Sarada, D. V. L. (2010). Gold and silver nanoparticles from plant extracts. *International Journal of Nanomedicine*, 5, 61–67.
- [15]. Haruta, M. (1997). Size- and support-dependency in catalysis by gold. *Catalysis Today*, 36(1), 153–166.
- [16]. Hutchings, G. J. (2008). Nanocrystalline gold and gold palladium alloy catalysts. *Chemical Communications*, 1148–1164.
- [17]. Irvani, S. (2011). Green synthesis of metal nanoparticles using plants. *Green Chemistry*, 13(10), 2638–2650.
- [18]. Jain, P. K., et al. (2006). Noble metals on the nanoscale. *The Journal of Physical Chemistry B*, 110(14), 7238–7248.
- [19]. Kamat, P. V. (2002). Photophysical, photochemical and photocatalytic aspects of metal nanoparticles. *The Journal of Physical Chemistry B*, 106(32), 7729–7744.
- [20]. Khan, Z., et al. (2013). Green synthesis of silver nanoparticles. *Colloids and Surfaces B*, 107, 227–234.
- [21]. Kidwai, M., et al. (2013). Magnetic nanoparticles in catalysis. *Catalysis Science & Technology*, 3(6), 1355–1365.
- [22]. Kołodziejczak-Radzimska, A., & Jesionowski, T. (2014). Zinc oxide—from synthesis to application. *Materials*, 7(4), 2833–2881.
- [23]. Kou, J., et al. (2017). Visible light photocatalytic reduction of nitrobenzene. *Applied Catalysis B*, 204, 39–47.
- [24]. Li, X., et al. (2016). Green synthesis of metal nanoparticles. *Journal of Materials Chemistry A*, 4(31), 11690–11710.
- [25]. Linic, S., et al. (2011). Plasmonic-metal nanostructures for efficient conversion of solar to chemical energy. *Nature Materials*, 10(12), 911–921.
- [26]. Lu, A. H., et al. (2007). Magnetic nanoparticles in catalysis. *Angewandte Chemie International Edition*, 46(8), 1222–1244.
- [27]. Mahdavi, M., et al. (2013). Magnetic nanoparticles: Synthesis and applications. *International Journal of Molecular Sciences*, 14(10), 19291–19317.
- [28]. Mohanpuria, P., et al. (2008). Biosynthesis of nanoparticles. *Journal of Nanoparticle Research*, 10(3), 507–517.

- [29]. Narayanan, R., & El-Sayed, M. A. (2005). Catalysis with transition metal nanoparticles. *The Journal of Physical Chemistry B*, 109(26), 12663–12676.
- [30]. Pankhurst, Q. A., et al. (2003). Applications of magnetic nanoparticles in biomedicine. *Journal of Physics D*, 36(13), R167–R181.
- [31]. Polshettiwar, V., & Varma, R. S. (2010). Green chemistry by nano-catalysis. *Green Chemistry*, 12(5), 743–754.
- [32]. Pradhan, N., et al. (2002). Catalytic reduction of aromatic nitro compounds. *Langmuir*, 18(17), 6735–6740.
- [33]. Rai, M., et al. (2009). Silver nanoparticles as a new generation of antimicrobials. *Biotechnology Advances*, 27(1), 76–83.
- [34]. Rao, C. N. R., et al. (2004). Nanomaterials chemistry. *Chemistry – An Asian Journal*, 1(1), 22–35.
- [35]. Raveendran, P., et al. (2003). Completely green synthesis of metal nanoparticles. *Journal of the American Chemical Society*, 125(46), 13940–13941.
- [36]. Sharma, V. K., et al. (2009). Silver nanoparticles: Green synthesis and applications. *Advances in Colloid and Interface Science*, 145(1–2), 83–96.
- [37]. Sheldon, R. A. (2016). *Green chemistry and catalysis*. Wiley.
- [38]. Song, J. Y., & Kim, B. S. (2009). Rapid biological synthesis of silver nanoparticles. *Bioprocess and Biosystems Engineering*, 32(1), 79–84.
- [39]. Stankic, S., et al. (2016). Metal oxide nanoparticles in catalytic applications. *Nature Nanotechnology*, 11(4), 299–304.
- [40]. Stratakis, M., & Garcia, H. (2012). Catalysis by supported gold nanoparticles. *Chemical Reviews*, 112(8), 4469–4506.
- [41]. Thomas, J. M., & Thomas, W. J. (2014). *Principles and practice of heterogeneous catalysis*. Wiley-VCH.
- [42]. Varma, R. S. (2014). Greener and sustainable trends in synthesis of nanomaterials. *ACS Sustainable Chemistry & Engineering*, 4(3), 586–594.
- [43]. Wang, D., & Astruc, D. (2014). Fast-growing field of magnetically recyclable nanocatalysts. *Chemical Reviews*, 114(14), 6949–6985.
- [44]. Xia, Y., et al. (2009). Shape-controlled synthesis of metal nanocrystals. *Angewandte Chemie International Edition*, 48(1), 60–103.
- [45]. Yadav, G. D., & Mewada, R. K. (2013). Green catalytic reduction of nitro compounds. *Catalysis Communications*, 35, 1–7.
- [46]. Zhang, L., & Webster, T. J. (2009). Nanotechnology and nanomaterials in biological applications. *Nano Today*, 4(1), 66–80.
- [47]. Zhu, J., et al. (2015). Green synthesis of functional nanomaterials. *Chemical Reviews*, 115(19), 10407–10473.